

MIDDLE SCHOOL HIGH FIVE!

Read Around the Text




1. Look closely at all the pictures.
2. Read all of the captions.
3. Look at any maps, charts, and graphs.
4. Read all the titles and headings.
5. Read the first and last line of each ¶.
6. How will yourself questions on the text a reason to read?



Middle School High Five!


K.I.M. Vocabulary



Middle School High Five!

Two-Column Notes

1. Preview what you want to read.
2. Adjust your reading rate to improve your comprehension.
3. Read the selection.
4. Go back and find the main ideas. Use headings to help you.
5. Write the main ideas on the left-hand side of a 2-column.
6. On the right-hand side, use bullet points to list the subpoints and details you want to remember.



Middle School High Five!

Reciprocal Teaching

As you read a selection, use the following comprehension skills to help you understand what you have read.



PREDICT



QUESTION



CLARIFY




NO MORE




Middle School High Five!

Sum It Up

1. Preview and read the selection carefully.
2. Highlight three EPs (very important points).
3. Circle an or B+C type sentence.



4. How did you use these EPs? Be sure to write them as complete sentences and attach "episodes" as needed.
5. A closing sentence? How is needed. It might lead to an opinion, which should be needed.



Middle School High Five!