

KINDERGARTEN READINESS

Letter Matching

INSTRUCTIONS: In each of the columns below, draw lines from the capital letters on the left side to the matching lowercase letters on the right side.

D
G
A
H
E
F
K
B

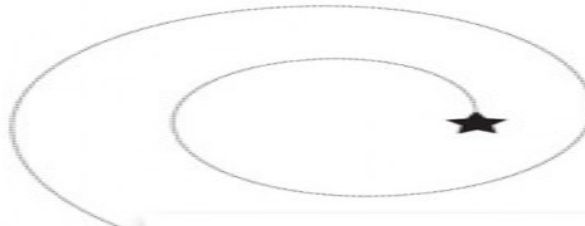
g | R
a | I

i
a

name: _____

Shooting Star Scissor Practice

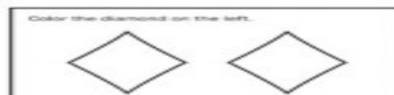
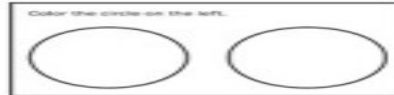
INSTRUCTIONS: Starting at the right edge of the paper, cut along the dotted line until you reach the star at the center.



name: _____

Left & Right


INSTRUCTIONS: Follow the directions in each box to practice recognizing left and right directions.



name: _____

Sunshine Counting

INSTRUCTIONS: Help your preschooler count and complete, cut the suns out, make up the numbers and...



Alphabet Handwriting Drill

Name: _____

Aa Bb Cc Dd Ee Ff Gg Hh
Kk Ll Mm Nn Oo Pp Qq Rr Ss
Uu Vv Ww Xx Yy Zz
Aa Bb Cc Dd Ee Ff Gg Hh Ii
Kk Ll Mm Nn Oo Pp Qq Rr Ss
Uu Vv Ww Xx Yy Zz

PRINT FREE WORKSHEETS!