






# Pre-K Worksheets

Worksheet activity: "Before and After" | By PreKWorksheets.Org

Name \_\_\_\_\_

Date \_\_\_/\_\_\_/\_\_\_

Directions: Trace the dotted letter in the alphabet sequence below.

	<b>B</b>	<b>C</b>
<b>A</b>		<b>C</b>
<b>A</b>	<b>B</b>	
<b>D</b>		<b>F</b>
	<b>H</b>	<b>I</b>

*Brought to you by Preworksheets.Org*

© Copyright PreKWorksheets.Org

Website: <http://prekworksheets.org>

For personal use only. Commercial use, duplication & redistribution of this worksheet is prohibited. [Terms of Use](#)