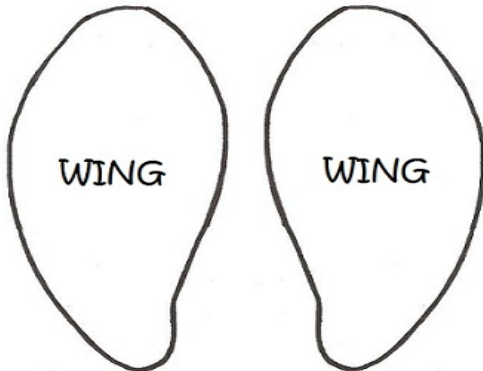
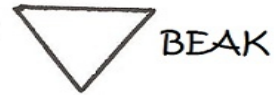
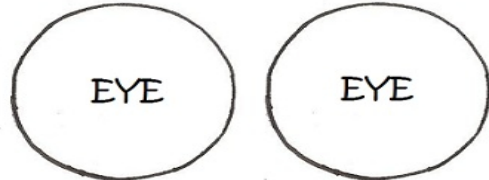
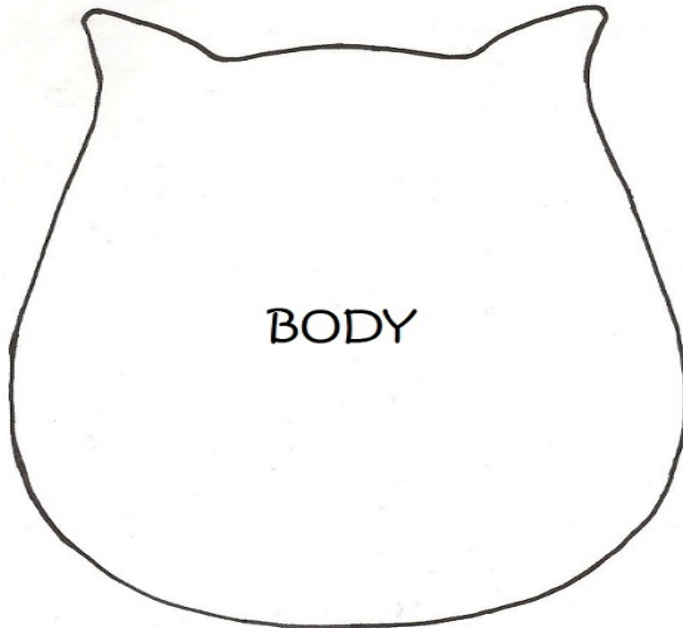


# Classroom Compulsion



## Owl Template

### Directions:

- 1) Print full-size onto cardstock and cut out pieces.
- 2) Trace shapes onto desired paper and cut out shapes.
- 3) Glue eyes, pupils, beak, and wings onto the body.
- 4) Laminate.

[www.classroomcompulsion.blogspot.com](http://www.classroomcompulsion.blogspot.com)

© 2012 Classroom Compulsion | All Rights Reserved.