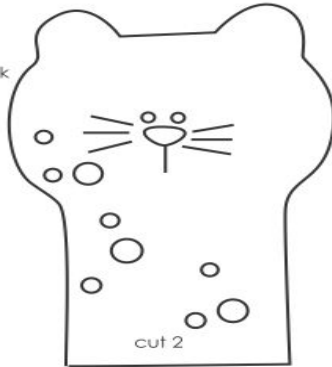


## CHEETAH

Materials:  
Yellow Felt  
Orange, Blue, Pink  
and White  
Embroidery Floss

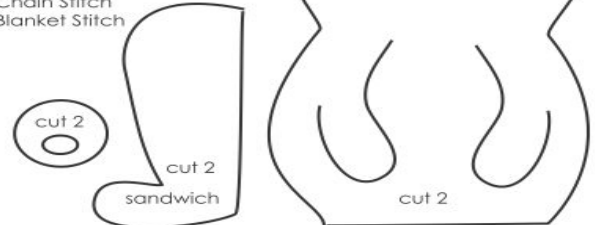
Stitches:  
Chain Stitch  
French Knot



## FROG

Materials:  
Green and Dark Green Felt  
Dark Green, Light Green  
and Black Embroidery Floss

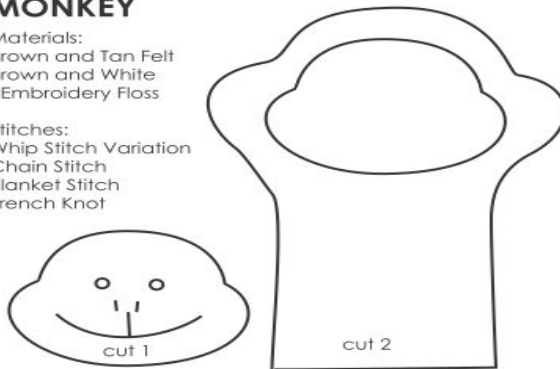
Stitches:  
Chain Stitch  
Blanket Stitch



## MONKEY

Materials:  
Brown and Tan Felt  
Brown and White  
Embroidery Floss

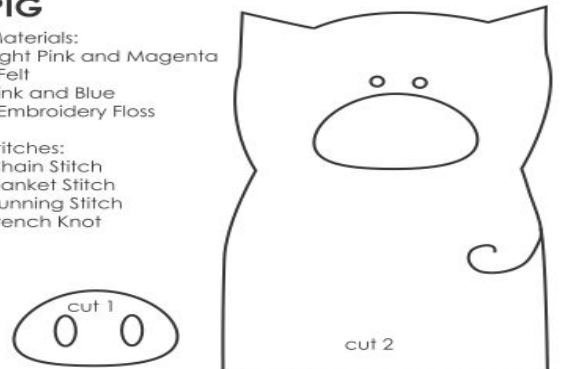
Stitches:  
Whip Stitch Variation  
Chain Stitch  
Blanket Stitch  
French Knot



## PIG

Materials:  
Light Pink and Magenta  
Felt  
Pink and Blue  
Embroidery Floss

Stitches:  
Chain Stitch  
Blanket Stitch  
Running Stitch  
French Knot



# FELT FINGER PUPPETS

### a few things for clarification:

- refer to photos for clarification on placement of different stitches
- sandwich : put the piece in between the two body pieces
- small dots ○ : french knot eyes
- other dots, ○ : fill in areas (fill in with a series of straight stitches parallel to each other)

what the stitches look like:

chain stitch



running stitch



whip stitch



blanket stitch

