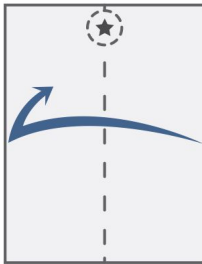


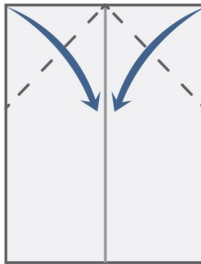
THE "DART"

★ Make sure the location of the star on your paper plane print out matches the location of the star in the directions below!

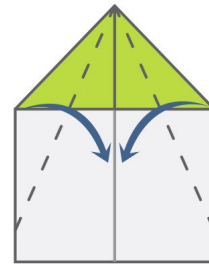
1. Pattern side down, fold paper in half, then unfold.



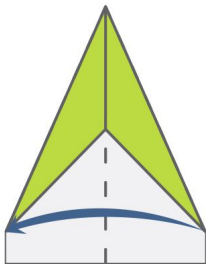
2. Fold both top corners in to center crease.



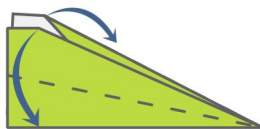
3. Fold both sides in again so the corners meet at the middle crease.



4. Fold plane in half.



5. Fold down both wings so the two top corners meet the bottom edge of the plane.



6. Unfold wings so they lie horizontal when the plane is in flight.

