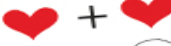


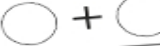





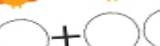

















### Adding 1's

 +  =   
 +  = 





 +  =   
 +  = 

 +  =   
 +  = 

### Match the Shapes













### Trace the Lines










### Find the Hearts

Mark the things with a heart with a red dot.  
Mark the things that do not have a heart with a yellow dot.

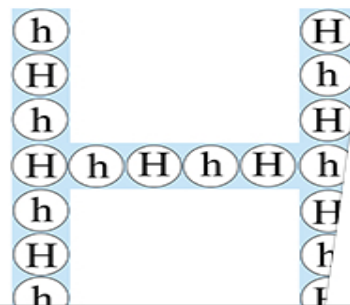
turtle  


robot  

puppy  









tree  

### Letter H







### Finish The Pattern




     
 Red Blue Red Blue  
     
 Owl Owl Circle Circle Use Red for the circles.

Make your own pattern with blue and red hearts.





### 1 snail






### 2 friends






### 3 flowers

### 4 valentine card

### 5 hearts

# Preschool Do a Dot Worksheets Valentine's