






MONSTER MIX-UPS!

<p>START HERE</p> <p>Go this way →</p>						
	<p>HOW TO PLAY!</p> <ol style="list-style-type: none"> 1. Place three stacks of the monster parts on the squares marked in the center of the game board. 2. Players roll the die to move their pieces. When they land on a spot, they pick up the same game card from the piles in the center of the board. If you land on a space and there are no more pieces left for that item, you can choose a card from another pile. 3. The game is finished when all the game cards have been picked up. Players then assemble the cards into fun monsters made of one of each of the the head/body and feet pieces. The one with the most completed monsters wins! 					
	<div data-bbox="403 1003 691 1227" style="border: 1px solid black; padding: 10px; text-align: center;"> <h2>FEET</h2> </div>		<div data-bbox="904 1003 1192 1227" style="border: 1px solid black; padding: 10px; text-align: center;"> <h2>BODIES</h2> </div>			
		<p>PICK ONE!</p>	