



Disney's Frozen | GARLAND
CUT OUT CIRCLES AND HOLE PUNCH WHERE INDICATED



www.homesketeers.com

Disney's Frozen | GARLAND
CUT OUT CIRCLES AND HOLE PUNCH WHERE INDICATED



Treat Bag Toppers

Print on Manila Paper Bag or Card Stock. Trim, Fold in Half and Staple to the Bag.

www.homesketeers.com



DISNEY'S FROZEN INVITATIONS

Print on Manila Paper Bag or Card Stock. Trim, Fold in Half and Staple to the Bag.




Straw Flags

Print on card stock and cut out the flags. Use hole punch to make a hole in the middle. Use string to thread through the hole.

Fry Box

Print on Card Stock, trim, fold on lines and glue or tape sides together.



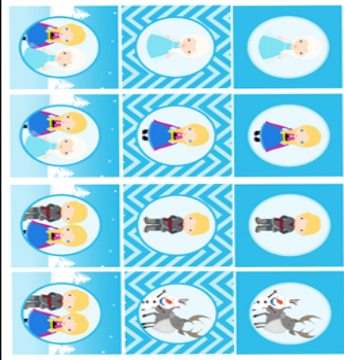
www.homesketeers.com

www.homesketeers.com

PRINTABLE SUBSTITUTION Toppers



www.homesketeers.com



Cupcake / Treat Toppers

Print on Manila Paper Bag or Card Stock. Trim on a Scallop Cut. 2 1/2 inch pieces.

www.homesketeers.com