





<p><b>LOOK</b></p>  <p>at the pictures</p>	<p>Get your <b>MOUTH</b></p>  <p>ready to make the first sound</p>	<p><b>SLIDE</b> through the whole word</p> 
<p><b>Spell</b> the word out loud</p> 	<p><b>Reread</b></p> <p>Does it <b>LOOK</b> right? Does it <b>SOUND</b> right? Does it <b>MAKE SENSE</b>?</p> <p>If not - <b>STOP</b>, go back, and read it again!</p>	<p><b>Skip</b> hard words and then go back.</p>  <p><b>Read.</b> <b>Skip.</b> <b>Go back and read.</b></p>
<p>Try a different <b>VOWEL</b> sound.</p>  <p>a e i o u</p>	<p>Think of a <b>RHYMING</b> word you do know.</p>  <p>"If I know c-a-t spells cat, then h-a-t must spell hat."</p>	<p><b>"Chunk it"</b></p>  <p>Look for smaller words hiding inside.</p>

Dolores Hudson 2007

 <p>I wonder...</p> <p>Ask <b>QUESTIONS</b> to help you think deeper about the story.</p>	<p><b>Predict</b></p> <p>Stop reading and think what might come next</p> 	 <p><b>Infer</b></p> <p>Think deeper about the meaning of what is read</p>
 <p>Make Connections</p> <p>Use your schema to better understand</p>	<p>Thinking Strategies</p> <p>Good Readers Use</p>	 <p><b>Self Monitor</b></p> <p>Stop and think to make sure you are understanding</p>
<p>Think of the characters' feelings</p> 	 <p><b>Summarize</b></p> <p>Wrap up your thinking to retell the important parts</p>	<p>Create a Mental Picture</p> <p>Make a picture in your mind of what the words are saying</p> 

Dolores Hudson 2007