

Student School Bus Safety Tips



At the Bus Stop

- ◆ Walk safely to the bus stop and stay well away from the street.
- ◆ Arrive at the bus stop 10 minutes before bus time.
- ◆ When waiting, keep yourself and your belongings out of the road and away from traffic.
- ◆ Don't run between parked cars and buses.
- ◆ Never move towards the bus until it has stopped and the driver opens the door.

Danger Zone around a Stopped School Bus

- ◆ Stay 10 feet away from the front or back end of the bus so that the driver can see you.
- ◆ Wait for the driver to signal you to board the bus.
- ◆ Before stepping off the curb to board the bus, look left and right to make sure your path to the bus is clear, especially if the bus is stopped away from the curb.
- ◆ Check that drawstrings, backpack straps, scarves and loose clothing cannot get caught on the bus handrail, door or the seats.
- ◆ Use the hand rail when entering the bus.
- ◆ Do not push or shove other students.
















Getting Seated on the Bus

- ◆ Find a seat and sit down.
- ◆ It is important to listen to the bus driver in case there are any special instructions for your bus ride.
- ◆ Do not leave your seat until the bus arrives at your stop.
- ◆ Help keep the aisles clear. Backpacks or books can trip someone or block the way to the emergency exit.

Bus Conduct

Parents should discuss these bus conduct and safety rules with their children. To insure the safety of those who ride the bus, observance of certain rules is necessary. Respect for other is expected on the buses at all times. Your child should understand that riding a school bus is a privilege and unruly conduct on the bus is a risk to the safe operation of the bus.

Bus Safety Rules

-  Arrive at the bus stop 10 minutes before pick-up time. The driver is NOT permitted to wait for students.
-  When the bus arrives, stand well back from the curb or stopping point and wait until the bus comes to a full stop.
-  Never reach through the window to take an item from a friend.
-  Do not put your head or arms out of the windows when on the bus.
-  Do not eat or drink on the bus.
-  Students are expected to be courteous and obedient to the driver.
-  Tobacco, drugs, and alcohol are prohibited.
-  Weapons, explosives, or any other dangerous articles are prohibited.
-  The ignition of matches, lighters, etc. is prohibited.
-  No object is to be thrown into, out of, or inside the bus.
-  Students must not use obscene language, gestures or gang signs.
-  Fighting, yelling or loud talking is not permitted.
-  Harassment or intimidation of others is not permitted.
-  Students will never use the rear emergency exit except upon the direction of the driver or other competent authority.
-  Willful destruction or defacing of school bus or private property surrounding school bus stops is prohibited.