

















CHRISTMAS SQUARE ADDING PUZZLE 4

Each picture below has a value shown in the boxes below.



Work out the total of each horizontal and vertical line of the puzzle.

| | | | | |
|-------------------------------------------------------------------------------------|-------------------------------------------------------------------------------------|-------------------------------------------------------------------------------------|-------------------------------------------------------------------------------------|---------|
|  |  |  |  | = 12 |
|  |  |  |  | = _____ |
|  |  |  |  | = _____ |
|  |  |  |  | = _____ |

= _____ = _____ = _____ = _____