




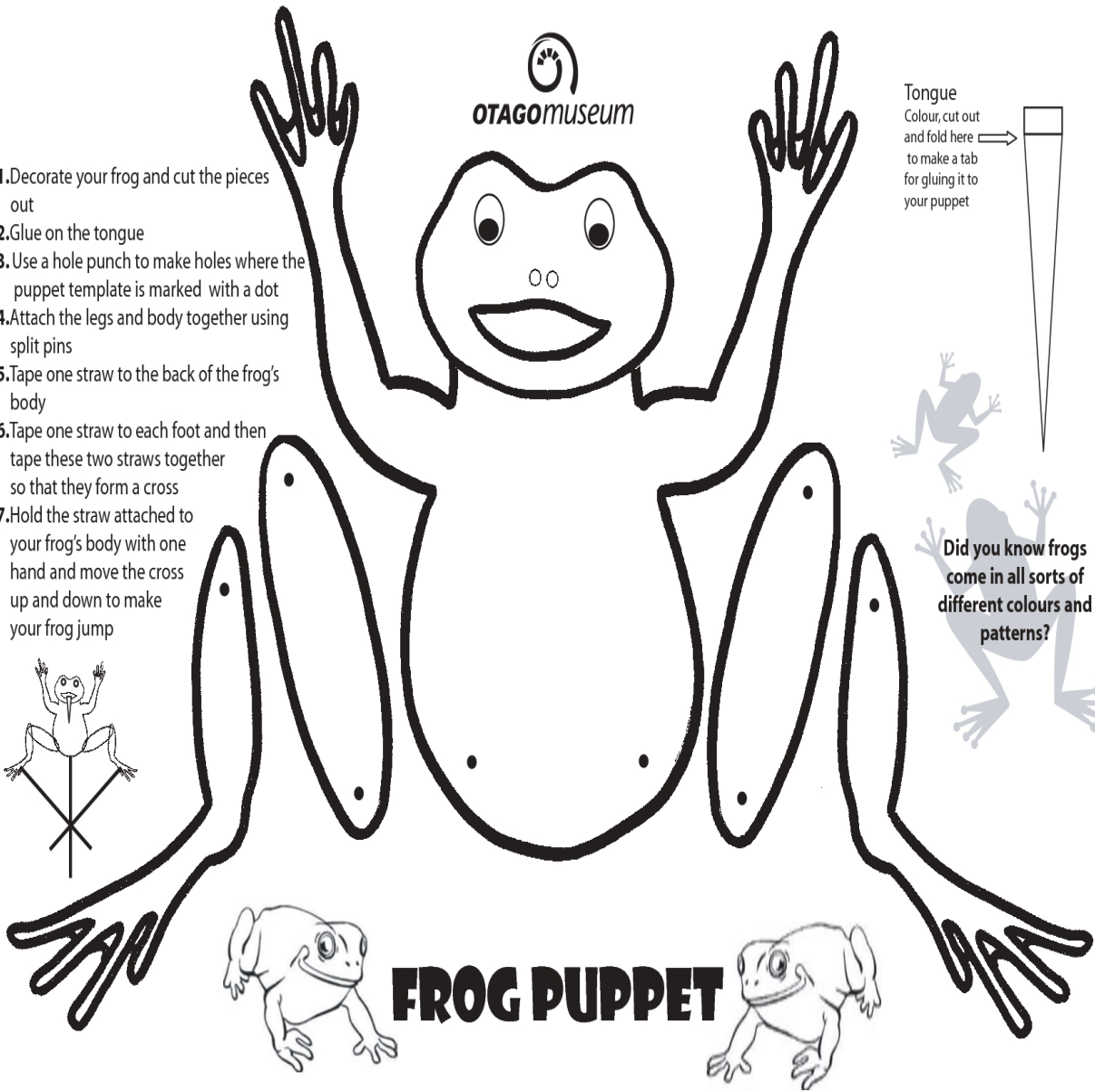
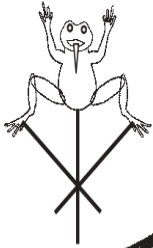
OTAGOMuseum

1. Decorate your frog and cut the pieces out
2. Glue on the tongue
3. Use a hole punch to make holes where the puppet template is marked with a dot
4. Attach the legs and body together using split pins
5. Tape one straw to the back of the frog's body
6. Tape one straw to each foot and then tape these two straws together so that they form a cross
7. Hold the straw attached to your frog's body with one hand and move the cross up and down to make your frog jump

Tongue  
Colour, cut out  
and fold here →  
to make a tab  
for gluing it to  
your puppet



Did you know frogs  
come in all sorts of  
different colours and  
patterns?



**FROG PUPPET**

