

Renaissance Vest Pattern For Ken Dolls


ChellyWood.com

Visit website for free tutorial.



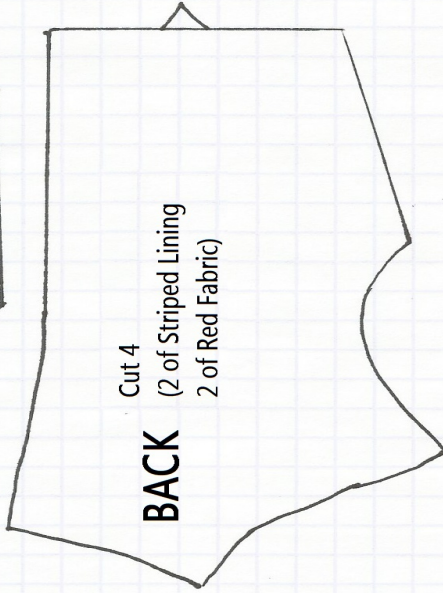
FRONT FLAP
Cut 4 of Red

BACK TAIL FLAP
Cut 4 of Red




Cut 4
(2 of Striped Lining
2 of Red Fabric)

FRONT



Cut 4
(2 of Striped Lining
2 of Red Fabric)

BACK



épauls
Cut 4 of Red