



Printable Travel Games for Family Vacations

Travel Hangman Game

To play this game, one person thinks of a word. Under one of the hangman games below, that person should write a number of dashes that equals the number of letters in the word. For example, if the word is MICHIGAN, he or she would write: _ _ _ _ _ (10 dashes). The other person then tries to figure out what the word is by guessing one letter at a time. When the person guesses a correct letter, that letter is written on the dash where that letter belongs. When the person guesses wrong, a body part should be added to the hangman. In either case, make sure the guessed letter is crossed off the alphabet list to the game. The person keeps adding letters until they guess the word (they win) or until there is a full hangman - head, body, 2 arms, and 2 legs (they lose).

A B C D E F G H I J K L M
N O P Q R S T U V W X Y Z



A B C D E F G H I J K L M
N O P Q R S T U V W X Y Z



Travel Car Search Game

This game is very versatile. It can get played by one person or a group of people. You can make it a competition or a collaboration. You can make this a timed game by seeing who can find the most car models in a set amount of time or who can find the most of a single model. Or you can set a number of models and see who can find that many first. There are many different possibilities. You can simply cross the car off the list or make a tally mark in front of it.

Accord
Aerostar
Alero
Astro

Escort
Excursion
Expedition
Explorer

PT Cruiser
Probe
Ram
Ranger

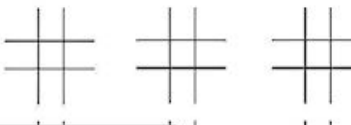
Travel Scavenger Hunt Game

This is the perfect game for a long road trip. You can play this game in a variety of ways. Play this game as a family and see how many items you can find together, or you can cut out each item, find them, and place them in a hat or box. Each person can then pull out one item and watch four. When an item is spotted, the person who has it gets to draw another one. Whoever has the most strips of paper when the game ends is the winner.

- | | | |
|------------------------------|----------------------|-----------------|
| Airplane | Fire Station | Post Office |
| Ambulance | Fire Truck | Railroad Tracks |
| American Flag | Flag without stripes | Rod Barn |
| ATV | Flashing red light | Rod Wagon |
| Baseball diamond | Football field | River |
| Billboard with a child on it | 'For Sale' sign | School |
| Blue pickup truck | Fuzzy Die | |
| Boat | Gas Station | |
| Bridge | Green Light | |
| Bus | Grocery's | |
| Bus stop | Historical | |
| Car pulling a trailer | Horse | |
| Cat | Lawn Mow | |
| Cemetery | License pl | |
| Chicken | Light-blue | |
| Church | Mountain | |
| Cow | Moving Tr | |
| Crane | Person on | |
| Deer | Person on | |
| Detour sign | Phone Tal | |
| Dot Road | Pine Tree | |
| 'Do Not Enter' sign | Playgroun | |
| Dog in a car | Police car | |
| Dog in a yard | Pond | |
| Fast Food Restaurant | | |

Tic-Tac-Toe Game

To play this game, one person is X and the other is O. Each person takes three winning their letter in a grid with the objective of getting three of their letters in a row. Whoever gets 3 in a row first wins.



Travel License Plate Game (United States)

Use this map to keep track of how many license plates you see from different states. Before you start playing, have everyone make some guesses. Everyone can try to guess how many different states you will see license plates from or you can guess which states you will see the most plates from. You can make a tally mark next to the states as you see them, you can color in the state in the map, or do both.


- | | | | |
|-------------|-----------|----------------|----------------|
| Alabama | Illinois | Montana | Pennsylvania |
| Alaska | Indiana | Nebraska | Rhode Island |
| Arizona | Iowa | Nevada | South Carolina |
| Arkansas | Kansas | New Hampshire | South Dakota |
| California | Kentucky | New Jersey | Tennessee |
| Colorado | Louisiana | New Mexico | Texas |
| Connecticut | Maine | New York | Utah |
| Delaware | Maryland | North Carolina | Vermont |
| | | North Dakota | Virginia |
| | | Ohio | Washington |
| | | Oklahoma | West Virginia |
| | | Oregon | Wisconsin |
| | | | Wyoming |



© Shari Osborn - aboutfamilycraft.com

Travel Battleship Game

My Ships




Start off by positioning your 5 ships on the top grid. Use the same number of these letters to represent each ship:

- Aircraft Carrier - AAAA
- Battleship - BBBB
- Cruiser - CCC
- Submarine - SSSS
- Destroyer - DD

Each player takes turns calling out a spot on the board using the letter and number combination - for example, C7. The other player lets them know if that spot is a hit (there is a part of a boat in that spot) or a miss (no boat on that spot).

Opponent's Ships



Each player can keep track of their guesses by writing a letter H (for a Hit) or M (for a Miss) on the bottom grid. They should also keep track of their opponent's guesses on the top grid.



Once a player hits all of the squares occupied by a single ship, that ship is considered sunk. When a player has a ship sunk, they must let the other player know and let them what ship it is.

The first player to sink all of their opponent's ships wins the game.

© Shari Osborn - aboutfamilycraft.com

Travel Connect-the-Dots Game

This game is best played by two people but can be played by more if you like. The object of the game is to make a box. In turn, each person draws a line connecting two dots either horizontally or vertically. Whoever draws the final line that forms a box, gets to put their initial in that box. You get one point for each box you complete. The winner of the game is the player with the most points when no more lines can be drawn.



© Shari Osborn - aboutfamilycraft.com