


Name: _____

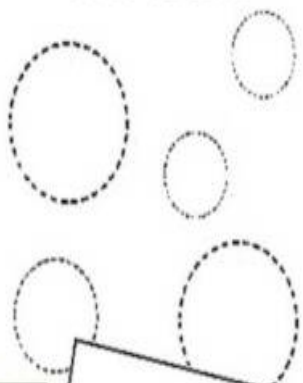
Aa



Large letters A and a for tracing. Below them is a simple line drawing of a hand holding a pencil.

Name: _____


Circles



Five dashed circles of various sizes arranged in two columns for tracing practice.

Name: _____


Red



The word "Red" in a large, bold font. Below it are four simple line drawings of apples.

Name: _____

Big C Little c

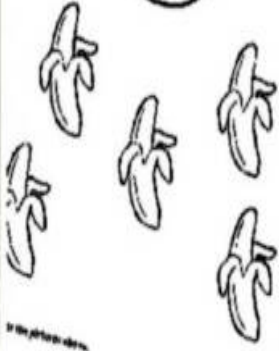


Tracing practice for the letter C. It features four rows of dashed lines. The first row contains large uppercase 'C's, the second row contains small lowercase 'c's, the third row contains medium-sized uppercase 'C's, and the fourth row contains small lowercase 'c's. A small illustration of a slice of pie is at the bottom right.

Trace the letters.

Name: _____

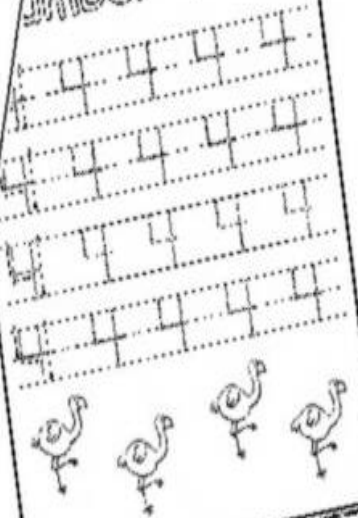
5



The number 5 in a large, bold font. Below it are five simple line drawings of birds in flight, arranged in two columns.

Name: _____

Number 4



Tracing practice for the number 4. It features four rows of dashed lines. The first three rows contain the number 4, and the fourth row contains four small, cartoonish figures of the number 4.