



Disney's Frozen | GARLAND
CUT OUT CIRCLES AND HOLE PUNCH WHERE INDICATED



www.homesiteers.com

Disney's Frozen | GARLAND
CUT OUT CIRCLES AND HOLE PUNCH WHERE INDICATED



Treat Bag Toppers

Print on Manila Paper Bag or Card Stock. Trim, Fold in Half and Staple to the Bag.

www.homesiteers.com



DISNEY'S FROZEN INVITATIONS

Print on Manila Paper Bag or Card Stock. Trim, Fold in Half and Staple to the Bag.




Straw Flags

Print on one-sided card stock and fold over the other side. Cut out the flags and slide onto a straw.

Fry Box

Print on Card Stock, trim, fold on lines and glue or tape sides together.




www.homesiteers.com

PRINTABLE SUBSTITUTES



www.homesiteers.com



Circle / Treat Toppers

Print on Manila Paper Bag or Card Stock. Trim on a Scallop Edge. Staple to the Bag.

www.homesiteers.com