


GARDEN PLANT TAGS







Once you have cut out and colored your tags, simply thread a straw or small stake through the holes. Then plant in your garden!



Melissa & Doug®

Draw Your Own
Images on These Tags!

 HAVE AN ADULT CUT ALONG DOTTED LINE

| | | | |
|--|---|---|-------|
|  Herbs |  Tomatoes |  Carrots | <hr/> |
|  Lettuce |  Beans |  Basil | <hr/> |

Free Printable!