


Disney's Frozen | GARLAND
CUT OUT CIRCLES AND HOLE PUNCH WHERE INDICATED



www.homesiteers.com



Disney's Frozen | GARLAND
CUT OUT CIRCLES AND HOLE PUNCH WHERE INDICATED



FREE
FROZEN
Party Printables

Tree Trunk Toppers

Print on Man Paper, Fold or Cut Back, Then Fold in Half and Staple to the Top.




DISNEY'S FROZEN INVITATIONS



STRAW FLAGS
Print on one-sided paper and fold over the other side. Cut on the lines and make sure the ends are even.

FRY BOX

Print on Card Stock, then fold on lines and glue or tape sides together.



PRINT ON ONE SIDE OF THE PAPER



Cupcake / Treat Toppers

Print on Man Paper, Fold or Cut Back, Then use a Scallop Cutter.

