


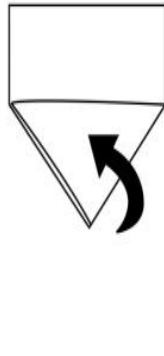
Folding instructions




Take one piece of paper



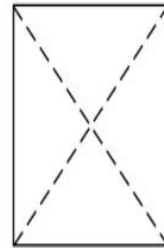
Fold to meet the other corner



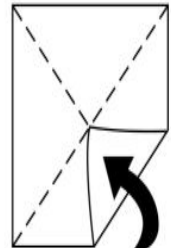
Fold the other corner to meet the edge



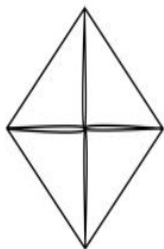
Cut off the section at the top



Unfold it to have a square piece of paper



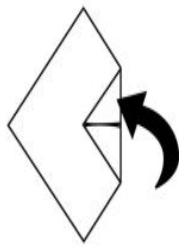
Fold up all four corners so that the points meet in the middle.



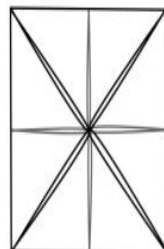
It should look like this when folded



Turn the paper over



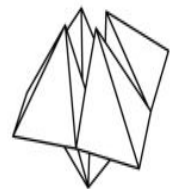
Fold in all four corners so that the points meet in the middle.



It should now look like this



Fold it in half



Push your fingers into the corners to work it into this shape