















Geometric Matching Cards - Control Chart

 circle A simple closed curve. Every...	 kite A quadrilateral with two pairs of equal adjacent sides.
 triangle A polygon with three sides and three angles.	 octagon A polygon with eight sides and eight angles.
 square A quadrilateral with four equal sides.	 parallelogram A quadrilateral with two pairs of opposite sides.
 ellipse A simple closed curve. Both ends have the same shape.	 circle A simple closed curve. Every...
 oval A simple closed curve. Both ends have the same shape.	 crescent A curved shape resembling the moon in its first or last quarters.
 pentagon A polygon with five sides and five angles.	 semicircle A half of a circle.
 rectangle A four-sided plane figure with four...	 semicircle A half of a circle.