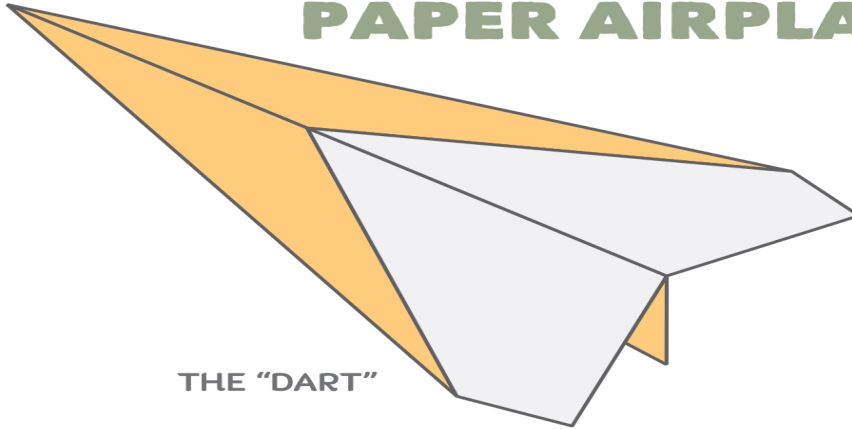
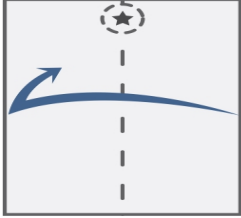
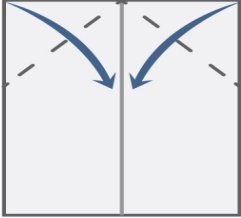
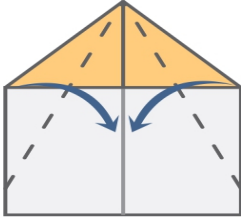
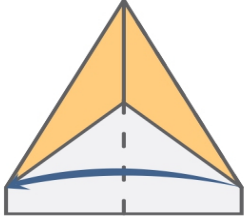
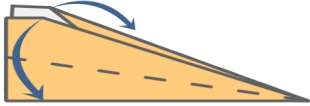


HOW TO BUILD YOUR PAPER AIRPLANE!



THE "DART"

Make sure you fold the paper following the instruction below.

<p>1. Pattern side down, fold paper in half, then unfold.</p> 	<p>2. Fold both top corners in to center crease.</p> 	<p>3. Fold both sides in again so the corners meet at the middle crease.</p> 
<p>4. Fold plane in half.</p> 	<p>5. Fold down both wings so the two top corners meet the bottom edge of the plane.</p> 	<p>6. Unfold wings so they lie horizontal when the plane is in flight.</p> 