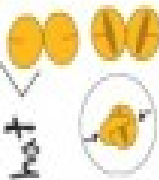



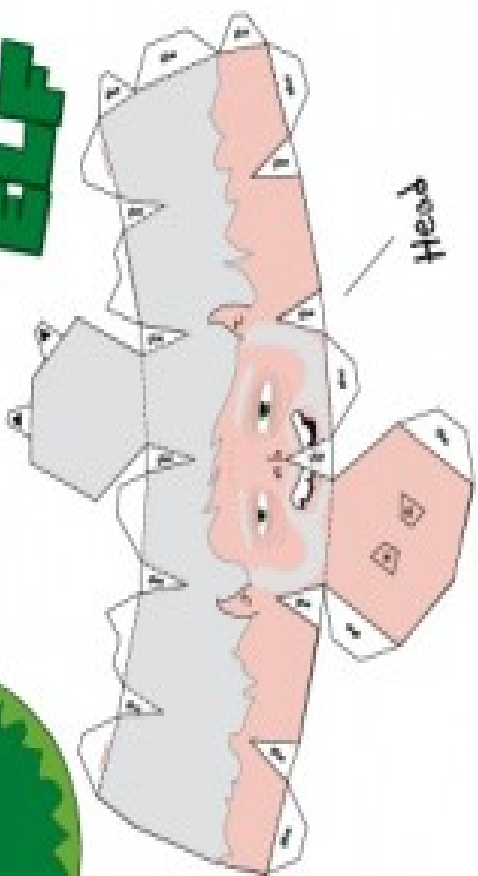
# XMAS ELF

FOR THE BEST PRINTING EXPERIENCE PLEASE PRINT THIS PAGE ON A4 PAPER. PRINTING ON A3 PAPER IS ALSO POSSIBLE. PRINTING ON A5 PAPER IS NOT POSSIBLE.



hat


- FOR THE HAT: CUT OUT THE HAT AND THE POMPOM. GLUE THE POMPOM TO THE HAT. ATTACH THE HAT TO THE ELF'S HEAD.
- FOR THE BODY: CUT OUT THE BODY AND THE BELLS. ATTACH THE BELLS TO THE BODY.
- FOR THE ARMS: CUT OUT THE ARMS AND THE HANDS. ATTACH THE HANDS TO THE ARMS.
- FOR THE LEGS: CUT OUT THE LEGS AND THE FEET. ATTACH THE FEET TO THE LEGS.



Head



arms



Body

