




Dinosaur Mask:

Things Required :	Steps:	Coloring Tips:
<ul style="list-style-type: none"> • Stiff paper • Color pencils/Crayons/Paint • Scissors • String/Elastic 	<ul style="list-style-type: none"> • Print out or draw a dinosaur mask. • Cut out the mask and the eye holes along the dotted lines. • Color as directed. • Punch a hole on either side of the mask. Tie a string through the holes. 	<p>A.  Turquoise</p> <p>B.  Orange</p> <p>C.  Yellow</p>

