



Name:

Christmas Activity Book

1. Print this image on a single sheet of paper (Select landscape orientation under page setup). Cut out the book.
2. Use fine scissors to cut along the dotted line in the middle of the image.
3. Fold along the middle line, so that pages 2 to 5 are on one side, and pages 6 and 7, plus this page and the front of the book are on the other side. This page will become the back cover.
4. Fold pages so they can be read in sequence. For step-by-step photos to show you how to fold the book, see the Valentine section of <http://www.allfreeprintables.com>

Christmas Activity Book
Copyright 2005 Allfreeprintables.com



This picture has more...

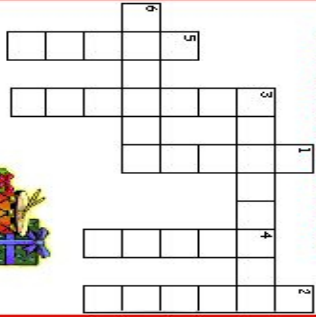
Can you see ten extra things?



Spot Ten Differences

This picture has less ...

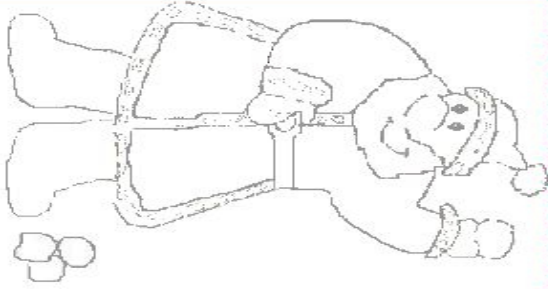
Christmas Crossword



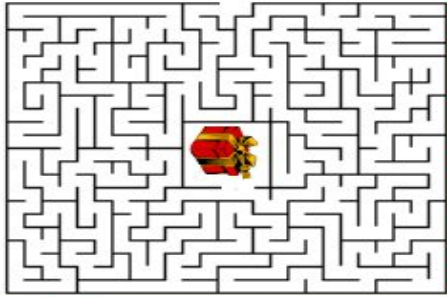
- Across**
1. presents
 2. famous snowman
 3. reindeer with a red nose
 4. Santa's helpers
 5. gives gifts to children at Christmas
- Down**
6. animals that pull Santa's sleigh

2.

Santa Colouring Page



3.



Christmas Maze
There's a wrapped gift waiting for you if you find your way through the maze!

4.

Christmas Word Search

O N B S R H L H T Y
L Q E S E D T L B T
I S L X I T L R G P S
G E L L U N U C F F X O
H V S I D C H I G R
T L V O E B F J C F
S E L E E K K G E I
I P X G R I N C H F
H T N A M M W O N S K
A T N A S S I T S

BELLS ELYES FROSTY
GIFTS GRINCH ICICLES
LIGHTS REINDEER RUDDOLPH
SANTA SNOWMAN

Circle the Christmas words.

5.