


# Laundry Care Symbols Guide










 **Machine Wash**


---

 Cold Temp	 Warm Temp	 Hot Temp
 Machine Wash, Normal	 Machine Wash, Permanent Press	 Machine Wash, Delicate
 Hand Wash	 Do Not Wash	




 **Tumble Dry**


---

 Any Heat	 No Heat	 Do Not Tumble Dry
 Low Temp	 Medium Temp	 High Temp
 Normal Cycle	 Permanent Press	 Delicate/Gentle







 **Bleach**


---

 Bleaching Allowed	 Only Non-chlorine Bleach	 Do Not Bleach
---	--	---







 **Dry**

---

 Hang To Dry	 Do Not Dry	 Drip Dry
 Dry Flat	 Shade Dry	 Do Not Wring

 **Iron**

---

 Iron, Low Temp	 Iron, Medium Temp	 Iron, High Temp
 Do Not Iron	 Steam	 Do Not Steam

 **Dry Clean**

---

 Dry Clean	 Do Not Dry Clean
---	---