


Line Drawing Techniques

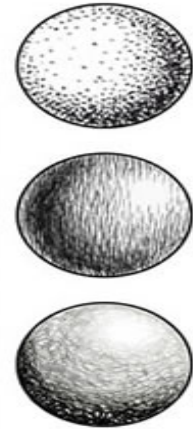
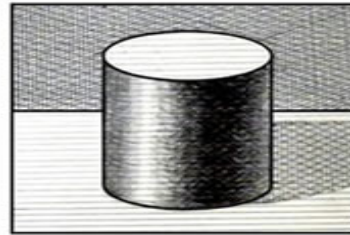
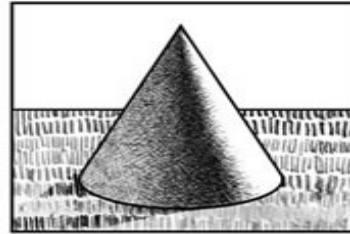
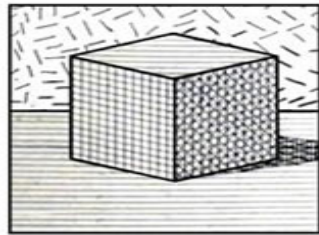
www.studentartguide.com



1. Use a different line technique to fill each of the 12 small boxes. Invent your own techniques to fill the last 6 boxes.

2. Use these techniques to apply tone to the geometric objects drawn to the right. Select your own light source.

3. Connect the dots below with three straight lines: one very light, one mid-tone, and one very dark.



Line Drawing Techniques

www.studentartguide.com



1. Use a different line technique to fill each of the 12 small boxes. Invent your own techniques to fill the last 6 boxes.

2. Use these techniques to apply tone to the geometric objects drawn to the right. Select your own light source.

3. Connect the dots below with three straight lines: one very light, one mid-tone, and one very dark.

