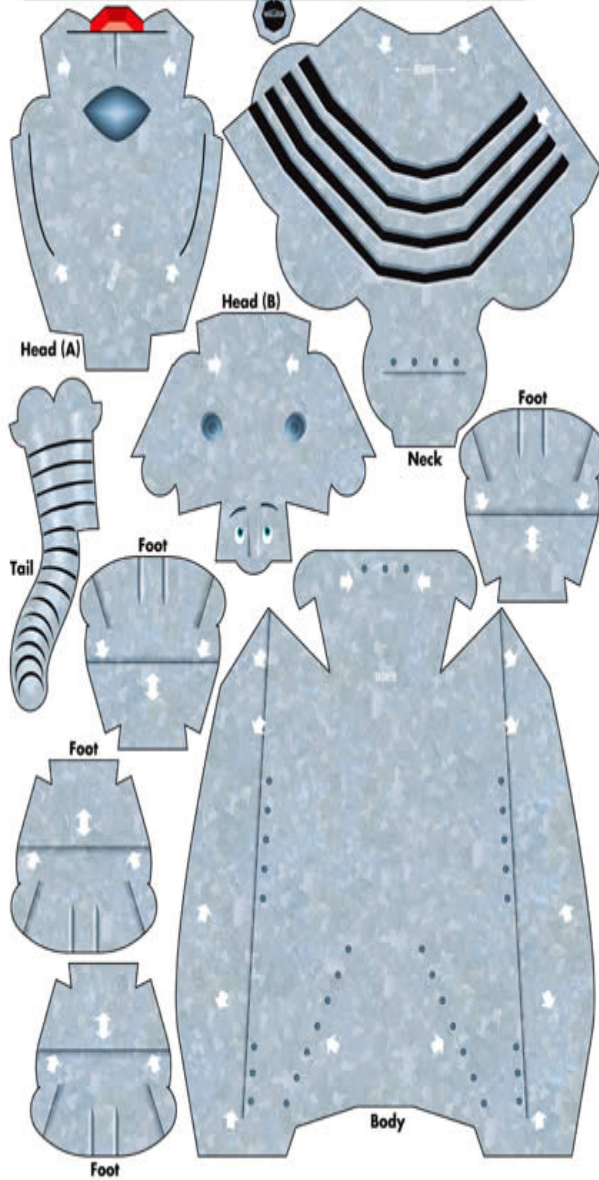




Collar



Head (A)

Head (B)

Neck

Foot

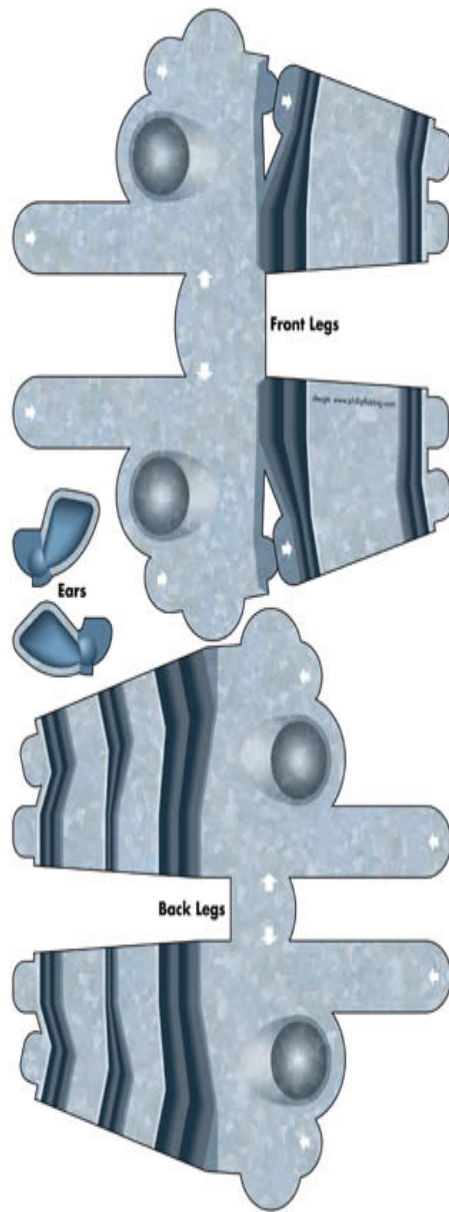
Tail

Foot

Foot

Body

Foot



Front Legs

Ears

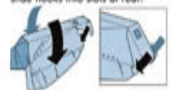
Back Legs



BUILD SAM THE TOTALSPAN DOG:

- Note all part names before you remove them from sheet.
- Pre-fold each part.

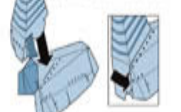
1. Fold down all sides of **Body**, slide hooks into slots at rear.



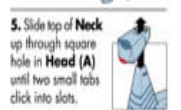
2. Fold **Neck** into a box shape, tuck tab into slot.



3. Slide large tabs on **Neck** into top slots on **Body**, tuck small tabs into front slots.



4. Fold down all sides of **Head (A)**, tuck small tabs into slots.



5. Slide top of **Neck** up through square hole in **Head (A)** until two small tabs click into slots.



6. Fold down all sides of **Head (B)**, tuck tabs into slots.



7. Slide small tabs on **Head (B)** into slots in **Head (A)**. (turn over)