


1




2




3



4




5



6



7



8



9



10



Ideas: Cut out the pictures. **Use them as flash-cards with the child. **Mix them up then rearrange them in the correct order.