


Disney's Frozen | GARLAND  
CUT OUT CIRCLES AND HOLE PUNCH WHERE INDICATED



www.homesiteers.com

Disney's Frozen | GARLAND  
CUT OUT CIRCLES AND HOLE PUNCH WHERE INDICATED



Treat Bag Toppers

Print on Heavy Paper, Fold or Cut Back, Then Fold in Half and Staple to the Bag

www.homesiteers.com



DISNEY'S FROZEN INVITATIONS

Print on Heavy Paper, Fold or Cut Back, Then Fold in Half and Staple to the Bag

FREE FROZEN Party Printables




Straw Flags

Print on one-sided cardstock and fold over the other side. Cut out the ends and slide onto a straw.

Fry Box

Print on Card Stock, then fold on lines and glue or tape sides together.




www.homesiteers.com

PRINTABLE SUBSTITUTION Toppers



www.homesiteers.com



Choose / Treat Toppers

Print on Heavy Paper, Fold or Cut Back, Then Use a Scalpel or X-Acto Knife

www.homesiteers.com