

KINDERGARTEN READINESS

Letter Matching

INSTRUCTIONS: In each of the columns below, draw lines from the capital letters on the left side to the corresponding lower-case letters on the right side.

D
G
A
H
E
F
K
B

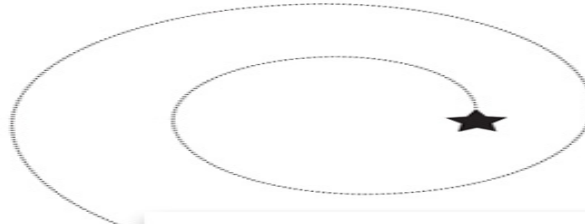
g | R
a | I

i
a

name: _____

Shooting Star Scissor Practice

INSTRUCTIONS: Starting at the right edge of the paper, cut along the dotted line until you reach the star at the center.

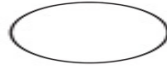


name: _____

Left & Right

INSTRUCTIONS: Follow the directions in each box to practice recognizing left and right directions.

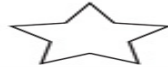
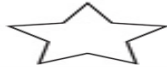
Color the circle on the left.



Color the square on the right.



Color the star on the right.



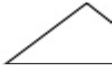
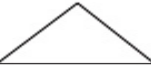
Color the heart on the right.



Color the diamond on the left.




Color the triangle on the left.



Sunshine Counting

INSTRUCTIONS: Help your preschooler count and write the numbers. When complete, cut the suns out, mix up the numbers and...



Alphabet Handwriting Drill

Name: _____

Aa Bb Cc Dd Ee Ff Gg Hh
Kk Ll Mm Nn Oo Pp Qq Rr Ss
Uu Vv Ww Xx Yy Zz
Aa Bb Cc Dd Ee Ff Gg Hh Ii
Kk Ll Mm Nn Oo Pp Qq Rr Ss
Uu Vv Ww Xx Yy Zz

PRINT FREE WORKSHEETS!