






Both Alchemy Lab

Instructions

1. Trace the entire paper and cut into 30 equal-sized and equal-heights to avoid loss.
2. Print labels on white cardstock.
3. Stick the labels on.
4. Fold around soap with scissors and face ends with double stick tape.

Cigar Band Soap Labels



This is personal and commercial use, however you may not sell these graphics.
© Maria Hernandez, Inc. All rights reserved.

www.bothalchemy.com
etsy: BothAlchemy and Creative Making Journal