


Name: \_\_\_\_\_

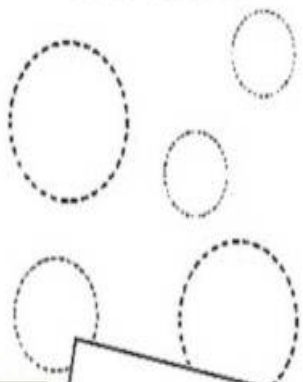
# Aa



Large letters 'Aa' for tracing. Below them is a simple line drawing of a hand holding a pencil.

Name: \_\_\_\_\_


## Circles



The word 'Circles' is written at the top. Below it are five dashed circles of various sizes arranged in two columns (two on the left, three on the right) for tracing.

Name: \_\_\_\_\_


## Red



The word 'Red' is written at the top. Below it are four simple line drawings of apples arranged in two rows of two, intended for coloring.

Name: \_\_\_\_\_

### Big C Little c



Tracing practice for the letter 'C'. It features four rows of dashed lines. The first row contains five large uppercase 'C's. The second row contains five small lowercase 'c's. The third row contains five medium-sized uppercase 'C's. The fourth row contains five small lowercase 'c's. A small illustration of a slice of pie is at the bottom right.

Trace the letters.

Name: \_\_\_\_\_

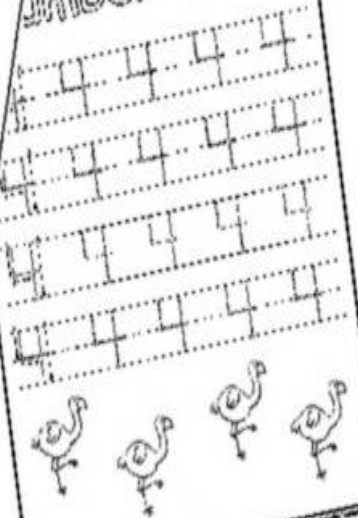
# 5



The number '5' is written in a large, bold font. Below it are five simple line drawings of birds, arranged in two columns (two on the left, three on the right) for counting.

Name: \_\_\_\_\_

## Number 4



The number '4' is written at the top. Below it are four rows of dashed '4's for tracing. At the bottom, there are four small, cartoonish figures of the number '4' with faces and arms, each holding a small object.