

# GARDEN PLANT TAGS







Once you have cut out and colored your tags, simply thread a straw or small stake through the holes. Then plant in your garden!



Melissa & Doug®

Draw Your Own  
Images on These Tags!

✂ HAVE AN ADULT CUT ALONG DOTTED LINE

 <p>Herbs</p>	 <p>Tomatoes</p>	 <p>Carrots</p>	<hr/>
 <p>Lettuce</p>	 <p>Beans</p>	 <p>Basil</p>	<hr/>

Free Printable!