





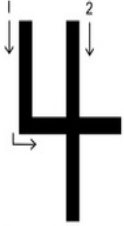















# Handwriting Without Tears®

 <p>1 starts in the starting corner. 1 makes a big line down. 1 stops in the corner.</p> 	 <p>2 starts in the starting corner. 2 makes a big curve. 2 stops in the corner. 2 walks away on the bottom.</p> 	 <p>3 starts in the starting corner. 3 makes a little curve to the middle. 3 makes another little curve to the bottom corner.</p> 	 <p>4 starts in the starting corner. 4 makes a little line down to the middle. 4 walks across the dark night. 4 jumps to the top and says, "I did it." (big line down)</p> 	 <p>5 starts in the starting corner. 5 makes a little line down to the middle. It starts to rain. 5 makes a little curve around. 5 puts a little line on top to stop the rain.</p> 
 <p>6 starts in the starting corner. 6 is a baby bear. 6 goes down to curl up in the corner. 6 is hibernating.</p> 	 <p>7 starts in the starting corner. 7 makes a little line across the top. 7 says, "I better slide down."</p> 	 <p>8 is different. 8 doesn't like corners. 8 starts at the top center. 8 begins with S and then says, "I want to go home."</p> 	 <p>9 is so special. 9 has its own corner. 9 makes a little curve. 9 goes up to the corner. 9 makes a big line down.</p> 	 <p>10 uses two places. 1 comes first. 0 is next. 0 starts at the top center. 10 is finished.</p> 

© 2008 Jan Z. Olsen Reprinted with permission of Handwriting Without Tears, Inc.

Handwriting Without Tears® 8001 MacArthur Blvd. Cabin John, MD 20818 • Tel: 301.263.2700 • [www.hwtears.com](http://www.hwtears.com)