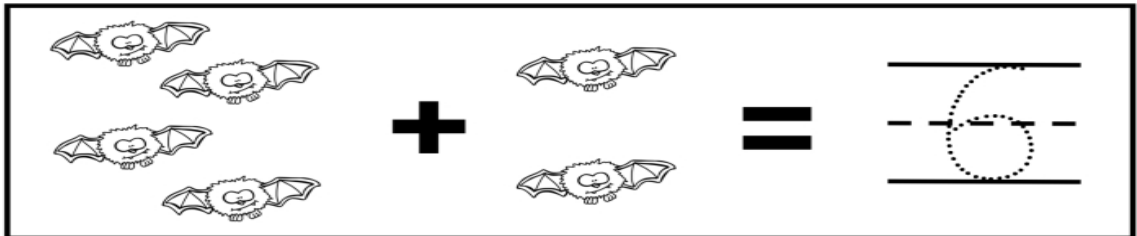


Name: \_\_\_\_\_

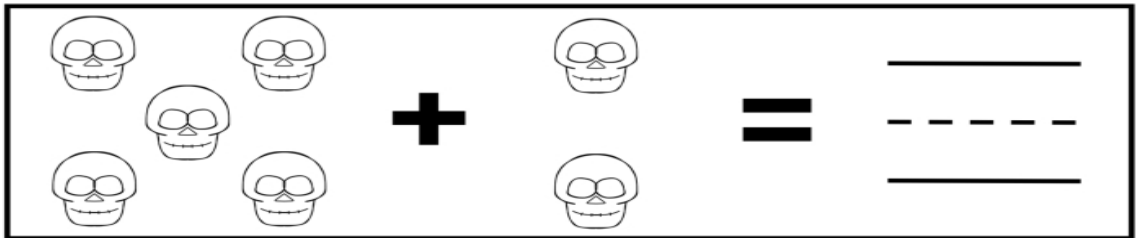
# Halloween Addition

Directions: Add the items. Write the sum.



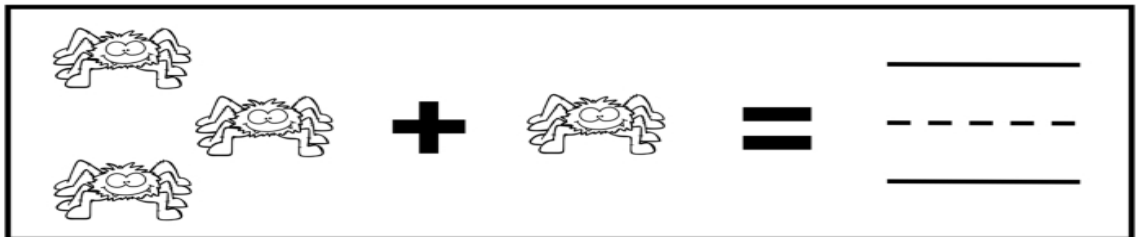
4 bats + 2 bats = 6

A box containing an addition problem. On the left, there are four cartoon bats arranged in two rows of two. In the middle is a plus sign. To the right of the plus sign are two more cartoon bats arranged in two rows of one. To the right of the bats is an equals sign. On the far right, there are three horizontal lines representing a number line, with a dotted number 6 written between the middle and top lines.




5 skulls + 2 skulls =

A box containing an addition problem. On the left, there are five cartoon skulls arranged in two rows: two in the top row and three in the bottom row. In the middle is a plus sign. To the right of the plus sign are two more cartoon skulls arranged in two rows of one. To the right of the skulls is an equals sign. On the far right, there are three horizontal lines representing a number line for writing the sum.



3 spiders + 1 spider =

A box containing an addition problem. On the left, there are three cartoon spiders arranged in two rows: two in the top row and one in the bottom row. In the middle is a plus sign. To the right of the plus sign is one cartoon spider. To the right of the spider is an equals sign. On the far right, there are three horizontal lines representing a number line for writing the sum.



4 ghosts + 2 ghosts =

A box containing an addition problem. On the left, there are four cartoon ghosts arranged in two rows of two. In the middle is a plus sign. To the right of the plus sign are two more cartoon ghosts arranged in two rows of one. To the right of the ghosts is an equals sign. On the far right, there are three horizontal lines representing a number line for writing the sum.