



















## Fraction Decimal Percent Chart

**Fractions, Decimals, Percents, and even money are all related to each other. If you know how to represent the numbers one way, you know how to represent them in other ways. It is best to memorize these.**

Easy Fractions	Picture Representation	Decimals	Money Representation	Percents
$\frac{1}{2}$		0.50	\$0.50 half dollar	50%
$\frac{1}{3}$		0.33		$33\frac{1}{3}\%$
$\frac{2}{3}$		0.66		$66\frac{2}{3}\%$
$\frac{1}{4}$		0.25	\$0.25 quarter	25%
$\frac{3}{4}$		0.75	\$0.75	75%
$\frac{1}{5}$		0.20		20%
$\frac{2}{5}$		0.40		40%
$\frac{3}{5}$		0.60		60%
$\frac{4}{5}$		0.80		80%
$\frac{1}{6}$		0.16		$16\frac{2}{3}\%$
$\frac{1}{8}$		0.125		$12\frac{1}{2}\%$
$\frac{3}{8}$		0.375		$37\frac{1}{2}\%$
$\frac{5}{8}$		0.625		$62\frac{1}{2}\%$
$\frac{7}{8}$		0.875		$87\frac{1}{2}\%$
$\frac{1}{10}$		0.10	\$0.10 dime	10%
$\frac{3}{10}$		0.30		30%
$\frac{7}{10}$		0.70		70%
$\frac{9}{10}$		0.90		90%