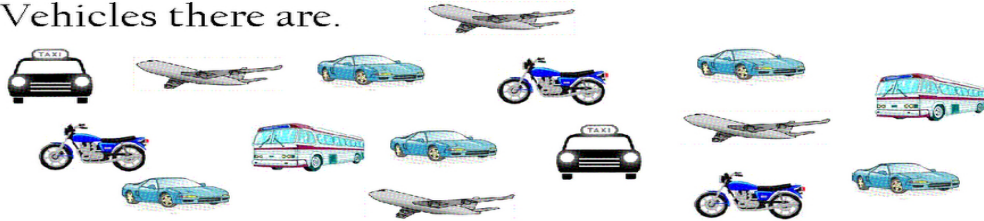







Name: _____

Make a bar graph to show how many of each type of Vehicles there are.



Number of Vehicles					
6					
5					
4					
3					
2					
1					
0					
	Airplane 	Taxi 	Motor Cycle 	Bus 	Car 

1. How many Cars are there?

2. How many Airplanes and Buses are there in all?

3. How many fewer Taxis are there than Cars?