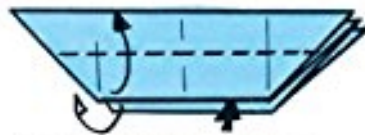


Tuesday July 19

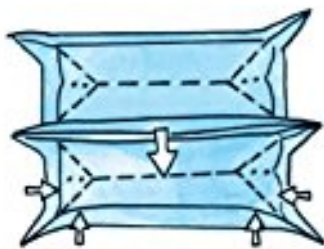
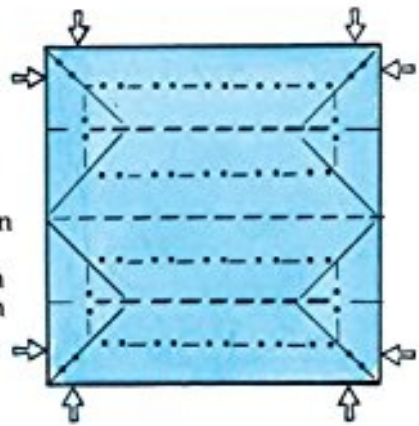


1. Start with a pig base.

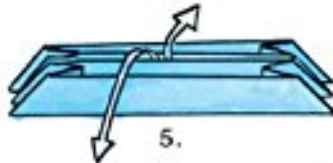


2. Unfold.

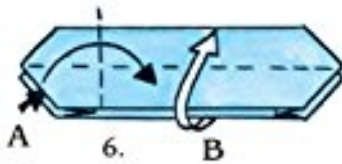
3. Crease mountain and valley folds as shown. Pinch corners to begin step 4.



4. Collapse mountain and valley areas from the outside in.

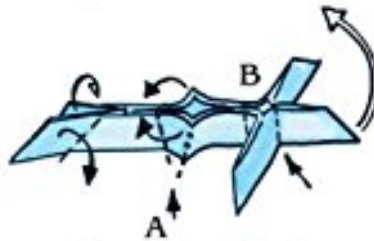


5.



6.

B

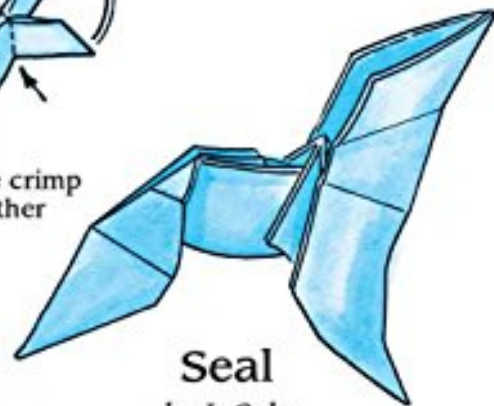


A

7. Complete an outside crimp at point A, then another at point B.



8. Overhead view.



Seal

by J. Cole