



Disney's Frozen | GARLAND
CUT OUT CIRCLES AND HOLE PUNCH WHERE INDICATED



www.funfonixteasers.com

Disney's Frozen | GARLAND
CUT OUT CIRCLES AND HOLE PUNCH WHERE INDICATED



Treat Bag Toppers

Print on Manila Paper Bag or Cardstock. Trim Edges with Sharp Object.
www.funfonixteasers.com



DISNEY'S FROZEN
INVITATIONS

Print on Manila Paper Bag or Cardstock. Trim Edges with Sharp Object.
www.funfonixteasers.com


FREE FROZEN Party Printables



STRAW FLAGS

Print on cardstock and cut out along the lines. Use the hole punch to make a hole in the center of each flag.
www.funfonixteasers.com

Fry Box



Print on Cardstock. Glue sides together and glue on top. Add toppings.
www.funfonixteasers.com

PRINTED SNOWGLOBES



www.funfonixteasers.com



Centerpiece / Treat Toppers

Print on Manila Paper Bag or Cardstock. Trim on a Sharp Object.
www.funfonixteasers.com