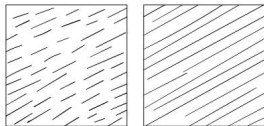
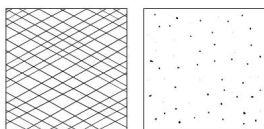


LINE DRAWING TECHNIQUES



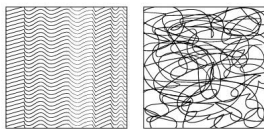
SHORT DASHES

HATCHING



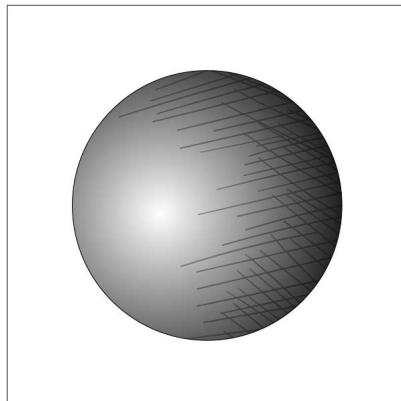
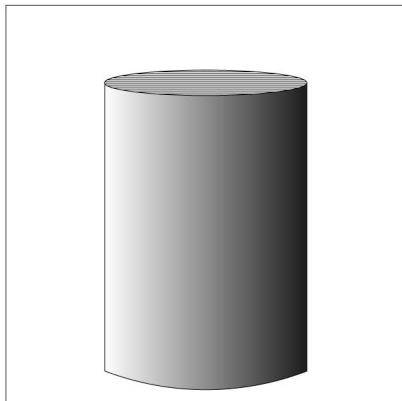
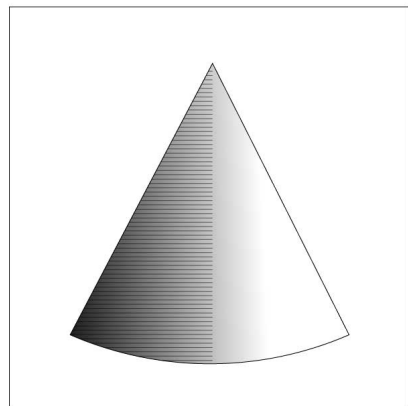
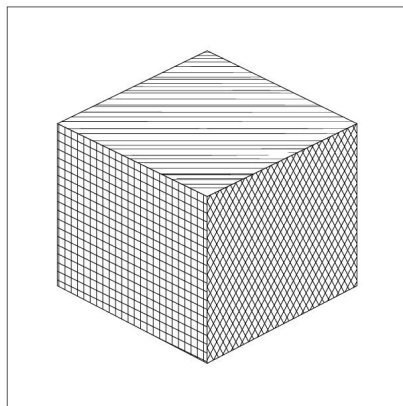
CROSS HATCHING

DOTS



WAVY LINES

SCRIBBLES



1. Use a different line technique to fill each of the 12 small boxes. Invent your own techniques to fill the last 6 boxes

2. Use these techniques to apply tone to the geometric objects drawn to the right. Select your own light source.

3. Connect the dots below with three straight lines: one very light, one mid-tone, and one very dark.
