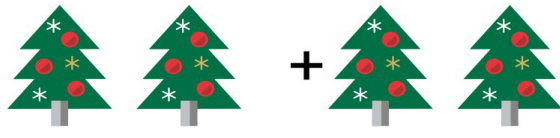


Christmas Math Worksheets




Three red Christmas hats with white pom-poms are shown. The first two are on the left, followed by a plus sign, then the third hat, an equals sign, and a blank line for the answer.

$$3 \text{ hats} + 1 \text{ hat} = \underline{\hspace{2cm}}$$




Four decorated Christmas trees are shown. The first two are on the left, followed by a plus sign, then the next two trees, an equals sign, and a blank line for the answer.

$$4 \text{ trees} + 2 \text{ trees} = \underline{\hspace{2cm}}$$




Six gingerbread men are shown. The first four are on the left, followed by a plus sign, then the next two, an equals sign, and a blank line for the answer.

$$6 \text{ gingerbread men} + 2 \text{ gingerbread men} = \underline{\hspace{2cm}}$$



Six red Christmas stockings with white stripes at the top are shown. The first four are on the left, followed by a plus sign, then the next two, an equals sign, and a blank line for the answer.

$$6 \text{ stockings} + 2 \text{ stockings} = \underline{\hspace{2cm}}$$



Seven Christmas wreaths are shown. The first five are on the left, followed by a plus sign, then the next two, an equals sign, and a blank line for the answer.

$$7 \text{ wreaths} + 2 \text{ wreaths} = \underline{\hspace{2cm}}$$